



---

**Erasmus+ Programme**  
**Strategic Partnership for School Education**  
**AGREEMENT n. 2017-1-IT02-KA201-036948**  
**CUP: H89D17001200006**  
**FLIP2LEARN – F2L**  
**f2l.associazioneeuro.org**

## **YouTube Creators Academy**

Descriptive procedure for the creation of a video

By  
**G. Giuseppe D'Alberti**

**FLIP2LEARN – F2L**  
Erasmus + Programme Strategic Partnership for School Education  
AGREEMENT n. 2017-1-IT02-KA201-036948 -CUP: H89D17001200006

### What is YouTube's Creator Academy?

YouTube Creator Academy is a repository where you can find resources for aspiring content creator.

### How can I learn to shoot a video in YouTube's Creator Academy?

Click the link below

<https://creatoracademy.youtube.com/page/browse?sortBy=popular&viewType=course&selectedCategories=production>

and your browser will connect you to the web page shown in the next page.

Over there you can attend, among the other, the courses listed below:

1. Before your shoot
2. During your shoot
3. After your shoot

### What are the topics of these three courses?

The first course consists of three lessons:

1. Choosing your equipment: describes the equipment needed for a YouTube channel, camera, sound and lighting options.
2. Developing your ideas: find some tips for turning your ideas into stories and getting comfortable in front of the camera.
3. Getting ready for your shoot: before your shoot, you'll want to be prepared with the right location, visual design, and equipment that works. Learn tips to help your production run as smooth as possible.

The second one consists of three lessons:

1. Framing your shots: frame your shots to create a compelling visual story that keeps your audience glued to the screen.
2. Using lighting effectively: find out why lighting is important for your videos. See which lighting setups and techniques can help enhance your story.
3. Recording sound like a pro: good sound is essential. Learn tips to record sound like a pro.

The third one consists of two lessons:

1. Editing: there are many styles and techniques when it comes to editing your videos. Learn the basics of editing and beyond so that you can tell a compelling story
2. Adding music: adding music to your videos can help make them more engaging. Find the right music (and sounds effects) for the moment with these tips.

#### FLIP2LEARN – F2L

Erasmus + Programme Strategic Partnership for School Education  
AGREEMENT n. 2017-1-IT02-KA201-036948 -CUP: H89D17001200006

**Sort by:** ^

- Alphabetical
- Duration
- Most recent
- Most popular


**Categories:** ^

- Audience
- Build business
- Content
- Discovery & watch time
- Getting started
- Making money
- Marketing & promotions
- Production
- YouTube features & Analytics

**Level** ^

- Basics
- Intermediate
- Advanced

**Filtered Results** Production COURSES  LESSONS




### Before your shoot

A lot of planning goes into a successful YouTube video. Before pressing 'record', find out what equipment works best for you, how to turn your idea into a story, and what other steps you can take to be ready for your shoot.

*First, sign in, then finish the lessons at your own pace and pass the course exam with 75%.*

3 lessons    1 Hour    [DETAILS](#)




### After your shoot

Get expert tips for selecting your editing tools and editing your videos like a pro. Also, find out how adding music and sound effects can further engage your audience.

*First, sign in, then finish the lessons at your own pace and pass the course exam with 75%.*

2 lessons    45 Minutes    [DETAILS](#)




### During your shoot

It's time for your shoot. Captivate your audience with interesting shot composition. Use lighting effectively to set the mood. And learn how to record sound like a pro.

*First, sign in, then finish the lessons at your own pace and pass the course exam with 75%.*

3 lessons    1 Hour    [DETAILS](#)




### Live streaming on YouTube

YouTube Live is a fast, powerful way to connect with your audience in the moment, and grow your channel. You can use live streaming to share experiences and unscripted responses to events, news, and even unboxings. The

*YouTube Live dashboard gives you instant*

3 lessons    1 Hour    [DETAILS](#)



### 360-degree video and virtual reality on YouTube

360-degree video and virtual reality are changing how audiences can experience video. This course will get you acquainted with this new technology, help you decide whether

*producing videos in 360 is right for you.*

2 lessons    2 Hours    [DETAILS](#)